

Air-Stirrup® Ankle Brace

AIRCAST®
INCORPORATED

(02A, 02B, 02C)

Since 1978, the Aircast® Air-Stirrup® has been the recognized standard of care for the functional management of ankle sprains. It is available in four sizes to fit most patients, including a pediatric size (02J) for children 2 to 6 years of age.

The Air-Stirrup features:

- Patented Duplex™ aircell design that enhances circulation and reduces swelling.^{7,8}
- Anatomically designed semi-rigid shells to effectively limit inversion/eversion.^{2,3,9}
- Easily fits in shoes to encourage the benefits of early protected weight-bearing.^{1,4,5}

OPERATION

The brace is applied with a sneaker or lace shoe (*see instructions for brace application*). With every step, the patented Duplex aircells that line the brace provide gentle, pulsating, graduated compression (Fig. 2). This soothing, gap-free compression enhances circulation and helps reduce swelling. The semi-rigid shell provides support and protection, effectively limiting inversion/eversion while allowing for normal ambulation (Fig. 1).



CLINICAL EXPERIENCE

The Aircast Air-Stirrup is the treatment of choice for ankle sprains “both from a medical and a socioeconomic point of view”.⁶ Studies have documented earlier functional mobility and return to work, without compromising long-term stability when the Air-Stirrup is used as the initial treatment.^{1,4,5,6} The Air-Stirrup has been cited, in over 100 medical journals, for its superior performance in helping to heal ankle injuries.

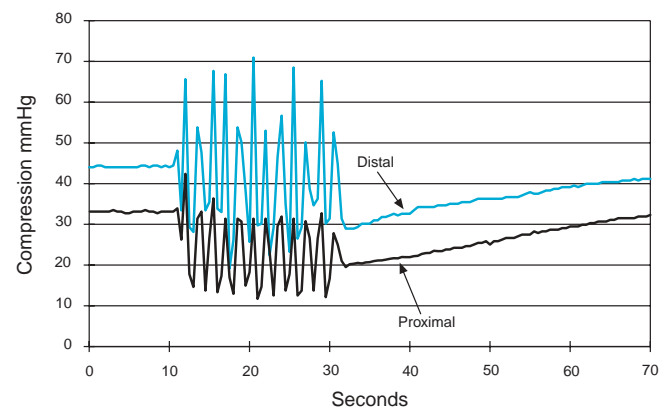
Fig. 1

The Air-Stirrup Ankle Brace effectively limits inversion/eversion



...while allowing for a normal gait during ambulation.

Fig. 2 Pulsating, Graduated Compression When Walking



Air-Stirrup® Ankle Brace (02A, 02B, 02C)

Instructions:

1 Adjust heelpad width

- Open brace and lift bottom of aircells until heel straps are fully exposed.
- Peel up heel straps and adjust heelpad width for a snug fit (Fig. 3).
- Firmly press heel straps and aircells back in place.

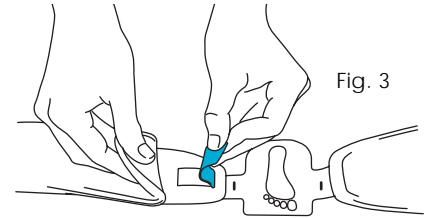


Fig. 3

2 Apply brace

- Put on absorbent sock or ankle wrap.
- Place round edge of heelpad under heel.
- Align brace sides with ankle (Fig. 4).

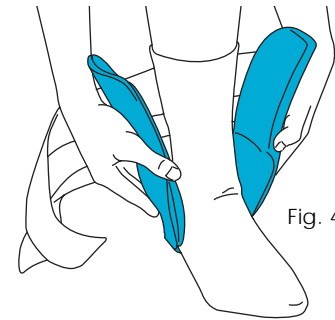


Fig. 4

3 Secure straps

- Secure straps from bottom to top.
- Put on lace shoe or sneaker.

4 Adjust brace

- Squeeze brace sides together with one hand.
- Tighten straps from bottom to top with other hand (Fig. 5).
- Tighten for comfortable support.

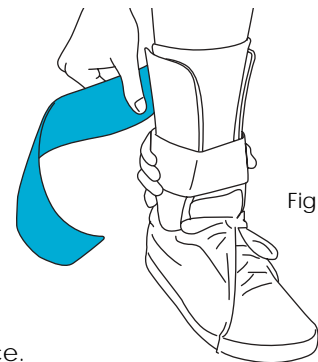


Fig. 5



CAUTION

Always wear an absorbent sock or ankle wrap when using the Air-Stirrup Ankle Brace.

ANKLE BRACE FIT ADJUSTMENT

Ankle Brace aircells are preinflated and normally do not require adjustment.

If you experience pinching or uneven pressure:

- Reposition brace or,
- Readjust heelpad and straps. Use lines on heelpad as a reference.

If condition persists, adjust aircell volume (**too much air will reduce support**):

- Unfold valve on top of aircell.
- Insert inflation tube into valve 1½ inches.
- Remove a **small amount** of air by gently squeezing aircell or,
- Add a **small amount** of air by blowing into tube.
- Squeeze valve flat just below tube, and slowly remove tube.
- Fold valve.

REFERENCES

1. Eiff PM, Smith AT, Smith GE: Early Mobilization Versus Immobilization in the Treatment of Lateral Ankle Sprains. *Am J Sports Med* 22(1): 83–88, 1994
2. Gross MT, Bradshaw MK, Ventry LC, et al: Comparison of Support Provided by Ankle Taping and Semirigid Orthosis. *Journal of Orthopedic Sport Physical Therapy* 9(1): 33–39, 1987
3. Kimura IF, Nawoczinski DA, Epler M, et al: Effect of the Air-Stirrup in Controlling Ankle Inversion Stress. *Journal of Orthopedic Sport Physical Therapy* 9(5): 190–193, 1987
4. Konradsen L, Holmer P, Sondergaard L: Early Mobilizing Treatment for Grade III Ankle Ligament Injuries. *Foot & Ankle* 12(2): 69–73, 1991
5. Leanderson J, Wredmark T: Treatment of Acute Ankle Sprain: Comparison of a Semi-Rigid Ankle Brace and Compression Bandage in 73 patients. *Acta Orthopaedica Scandinavica* 66(6): 529–531, 1995
6. Sommer HM, Schreiber R: Early Functional Conservative Therapy of a Fresh Fibular Rupture of the Capsular Ligament from a Socioeconomic Point of View. *Sportverletzung. Sportschaden* 7: 40–46, 1993
7. Stover CN: Air-Stirrup Management of Ankle Injuries in the Athlete. *Am J Sports Med* 8(5): 360–365, 1980
8. Stuart PR, Brumby C, Smith SR: Comparative Study of Functional Bracing and Plaster Cast Treatment of Stable Lateral Malleolar Fractures. *Injury* 20(6): 317–320, 1989
9. Stuessi E, Tiegermann V, Gerber H, et al: A Biomechanical Study of the Stabilization Effect of the Aircast Ankle Brace. *Biomechanics X-A International Series 6A*: 159–164, 1987

Additional references available at www.aircast.com

US PATENTS: 4,280,489 4,287,920 4,628,945 5,125,400 5,492,133 AND OTHER U.S. AND FOREIGN PATENTS PENDING

HIGH ALTITUDE

At high altitudes the aircells will expand beyond their optimal level, and air will have to be removed from the aircells (see *Ankle Brace Fit Adjustment*). When flying, re-adjust the straps to a comfortable pressure.

LATEX

All Aircast products are latex-free.

CARE

The entire Ankle Brace can be hand washed in lukewarm water with mild soap and air dried.

WARRANTY POLICY

Satisfaction—Aircast will provide prompt refund for any product that does not satisfy the physician for any reason whatsoever.

Durability—Aircast Ankle Braces are designed to last for as long as required by the original patient. Aircast may, at its discretion, furnish replacement parts during this time, provided the defective part is returned to Aircast for analysis.

AIRCAST
INCORPORATED

P.O. Box 709
Summit, NJ/USA 07902-0709
(908) 273-6349

800-526-8785

Fax (800) 457-4221

Fax (908) 273-1060

www.aircast.com



R 7/21/00
02A210B
0214